



Before Leaving the Dock

- Race equipment is in RC closet in the club house with access code 1950
- Keys for support boats are in a lock box on dock between RC1 and RC2. Combination is 1950#
- RC Boat should have ollie, air horn, scoring sheets, radios, compass, and bull horn
- Support boat boxes should have radio, wind indicators, compass, flags(S, C, Orange, M), course change signs, whistle, anchors, anchor line, marks, blowers, throw cushions, and tow line.





Pre-Race procedure

- Set fleet and course placards. MW2 is windward leeward 2x with PRO in the middle of course. Come within hail if changing course from prior race.
- PRO drives RC boat(PRO1) to the race area
- PRO mate drives race committee support (PRO2) to race area
- PRO mate ties PRO2 to PRO1 and assists in setting the anchor
- PRO mate then sets the pin (hippy hop or inflatable)
- Mark boat sets leeward mark in the approximate location
- Mark boat heads to windward to provide wind readings and set windward mark
- Mark boat relocates leeward mark to final location
- Rescue boat can assist as determined by PRO if being utilized
- If Rescue boat is not being utilized, it may be parked on second dock with keys for support from shore
- Log in sailing participants

After Races

- Return boats to slips, leave bimini tops up, return keys to lock box, and race equipment to shed
- Return ollie, radios, blower batteries, and race results to clubhouse closet

Starting Sequence

Flag	Time	Signal	Notes
 class	5 min	Horn	Raise Class flag
 P	4 min	Horn	Raise P flag. Raise I, Z, or Black flag in lieu of P if they are in effect.
 P	1min	Horn	Lower P flag
 class	Start	Horn	Lower class flag



Other Flags

Flag	Signal	Notes
 AP	Two Horns	Postpone race, blow horn when lowered. Start sequence one minute after lowered.
 X	Horn	Individual recall, leave up until all boats are clear, 4 minutes, or 1 minute before next sequence. No horn when lowered. Attempt to hail boats.
	Horn	General recall, blow horn when lowered. Start sequence one minute after lowered.
 S	Two Horns	Shorten course. Finish at next mark (not RC) finishing boat flies the S Flag
 C	repeated whistle	Change of Course. Port/starboard signs shall displayed f or direction. +/- shall be displayed for distance.
 Y	none	Life jackets required
 L	One Horn	Come within hail. No horn when lowered
 M	Repeated whistle	Indicates boat flying this flag replaces the missing mark
 N	Three Horns	Abandon race and return to starting area. N over A is abandon for the day. N over H is more information ashore.  A  H
 2 nd Subst.	None	Another race without delay. Fly at finish.

General Race Management Information

- Fly orange flag from finishing boat if not PRO1
- Starting line should be 1.5 times the combined length of the largest fleet starting
- Do not fully inflate marks. They will further inflate as the air heats inside the mark.
- Do not sail if storm clouds can be seen. RC may require life jackets.